

D2000 Curve LED downlight Datasheet

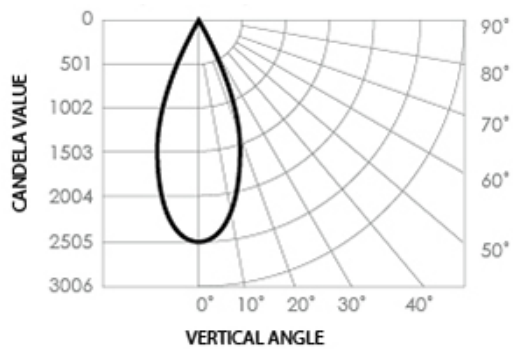


Product codes

Unit:	Series:	Colour temp.:	Beam angle (°):	Colour:
D2000	CR	3K	55	W (White)

Photometrics

Standard Products



Source lumen output: 2099lm

Delivered lumen: 2015lm

Efficacy: 67lm/W

Colour temp.: 3000K

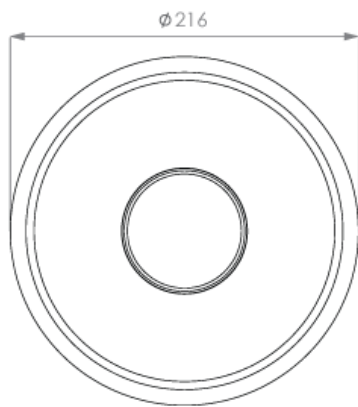
Beam angle: 55°

CRI: 97

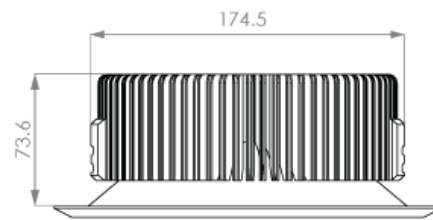
Standard Deviation of colour matching (SDCM): 2MacAdams Steps

Dimensions (mm)

Front view



Side view



Electrical

Input voltage: 220-240V	Power usage: 30W	Driver power factor: >0.95	IP rating: IP44	Surge protection: 3100V
AC Cable length: 1.5m	Dimmable: Yes	Driver: BG-030BSD-700mA	DC Cable Length: 0.3m	

Operational

Ambient temp.: -28 to 70°C	Lifetime L70, B10: 70,000 hrs (@TA25)	Thermal rating: IC-4	Source Lumens: 2099lm	SDCM: 2MacAdam Steps
--------------------------------------	---	--------------------------------	---------------------------------	--------------------------------

Physical

Weight: 1060g	Gimbal angle: N/A	Warranty: 7 years
-------------------------	-----------------------------	-----------------------------

Compatibility

Recommended Dimmers:

Compatible with leading home automation systems and dimmers.

Recommended Dimmers:

Universal, Trailing Edge, Leading Edge.

Dali option available on request

*For more details please refer to:

<https://brightgreen.com/digital-driver>

All systems are unique, please

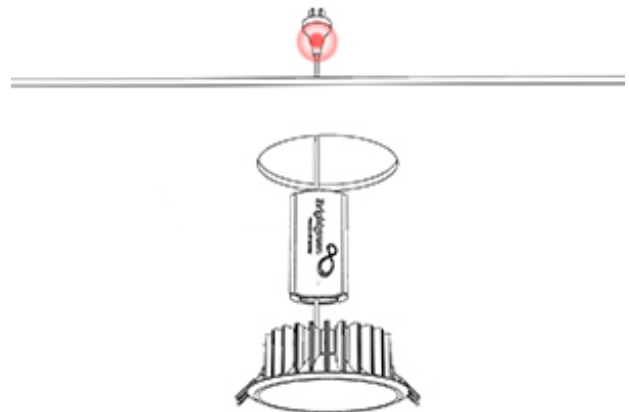
call 1300 672 499 for advice on your installation

Installation



Step 1

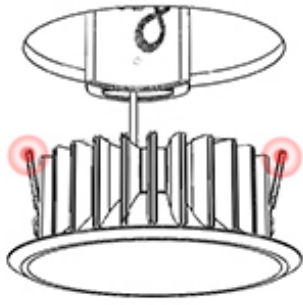
Using a 180-200mm hole saw, cut a hole in the ceiling at the desired location.



Step 2

Plug the driver into a mounted general power outlet (GPO) in the ceiling.

Installation



Step 3

Pull back the springs and insert the luminaire into the ceiling cavity. This luminaire can be covered and abutted with insulation.



Step 4

Installation complete.